

**SARDAR VALLABHBHAI PATEL UNIVERSITY OF AGRICULTURE & TECHNOLOGY
MODIPURAM MEERUT-250110**

**CONSOLIDATED RECEIPT & PAYMENT A/C
FOR THE YEAR ENDING 31-03-2021**

RECEIPTS	AMOUNT	PAYMENT	AMOUNT
To Opening Balance	253,945,105.49	By Bank Charges & Commission	26,493.46
To Bank Interest Income	6,923,222.43	By Advertisement Expenses	2,437,856.00
To Arya Project	792,003.00	By Arya Project Expenses	567,876.00
To Capital & Gen. Receipts	34,383,000.00	By Contingency Expenses	5,323.00
To NICRA Receipts	1,818,384.00	By CRM Project Expenses	7,796,833.00
To Zonal Workshop Grmat	20,500.00	By Cluster FLD Oil Seeds & Pulses	1,615,098.00
To DAMU Project Income	1,460,000.00	By Front Line Demonstration	1,559,355.00
By Farm Income	14,958,838.44	By GLIC	85,078.00
By Farmers Hostel/Residence Income	112,930.00	By GPF	42,578,256.00
By Training Hall Income	240,500.00	By Training Material	271,084.00
By Soil & Bio Control Labs	299,053.00	By T.A.D.A. NICRA	3,882.00
To DBT Project Income	140,000.00	By NR Works Expenses	24,077,000.00
To FLD Cluster & Oils Seed Income	1,837,531.00	By HRA Deduction Expenses	24,731.00
To Foundation for Agri Income	1,000,000.00	By HRD Training Expenses	124,500.00
To SC/ST Project Income	400,000.00	By Jai Shakti Abhiyan Expenses	7,415,909.00
To Tutition Fees	916,513.00	By NICRA Operational Exps.	1,306,029.00
To Sale of Application Form	2,782,500.00	By Meals & Refreshment	460,847.00
To Fee	134,819,464.00	By On Fram Trails	307,401.00
To Other Income Receipts	42,403,281.00	By Skill India Expenses	196,895.00
To Fellowship	3,959,720.00	By Skill Training AHW Expenses	101,120.00
To Electricity Income	3,709,032.00	By Library	30,246.00
To Rent	726,161.00	By Damu Expenses	2,128,812.00
To Sale of Tender	109,500.00	By National Seeds Corporation Expenses	39,680.00
To EMD Receipt Income	3,936,780.00	By NEMA Project Expense	29,880.00
To Training Program Fee	79,000.00	By PM Relief Fund Expenses	798,371.00
To Vehicle Charges Income	5,000.00	By SCSP Expenses	397,043.00
To Advance Refund	10,878,690.00	By Revolving Fund Expenses	300,473.00
To Salary Head	236,044,117.00	By Workshop Expenses	20,125.00
To ICAR Project Grant	34,232,643.00	By Other Expenses	62,920,752.00
To ICAR NTS Grant	2,322,150.00	By P.O.L. Expenses	8,244,449.00
To ICAR SCSP Income	7,800,000.00	By Computer Expenses	1,316,724.00
To ICAR RAWE	3,633,480.00	By Office Expenses	12,345,030.00
To SRF/JRF Fellowship Grant	1,997,892.00	By Electricity Charges	26,006,204.00
To Sale of Milk	20,243,898.00	By Examination Expenses	673,622.00
To Sale of Seeds	2,048,435.00	By Repair Expense	1,104,126.00
To ATM Bank Rent	30,508.00	By EMD Return Expense	892,120.00
To FTT Receipts	1,150,000.00	By Pay & Allowance	565,184,088.00
To NPS Employer Share	38,634,294.00	By Salary	8,516,074.00
To UP Government RKVY Project Income	47,983,000.00	By Salary ACRIP	4,170,135.00
To Basmati Rice Centre For Excellence	2,486,965.00	By SRF Salary	327,677.00
To 7 Kvk RKVY Project Income	127,009,000.00	By Special Service Expenses	4,756,361.00
To Pay & Allowance All Receipts	413,138,986.00	By Travelling Expenses	2,100,594.00
To Centre of Excellence 6 Kvk Income	13,950,000.00	By Maintenance Expenses	13,185,391.00
To Construction	25,049,000.00	By Medical Expenses	72,157.00
To Contingency Receipt	10,249,000.00	By Student Expenses	10,141,941.00
To University GIS Receipt	70,025.00	By Scholarship Expenses	7,281,365.00
To University House Rent Receipt	377,575.00	To Daily paid Labours Expenses	75,668,389.00
To DST Inspire Fellowship Receipts	352,471.00	To Material Input	36,199,704.00
To Electric Income (Govt. Income)	19,895,606.00	To Fund Transfer CATET Education Exp.	1,700,000.00
		To Vehicle Purchase	2,214,763.00
		To GST 2% Deposit	30,339.00
		By Printing & Stationary Expenses	2,128,281.00
		By Telephone Expenses	47,332.00
		By Employees TDS	33,100.00
		By TDS Deposit	40,101,820.00
		By GST Deposit	863,771.00
		By ICAR NTS Std Grant Expenses	1,801,500.00
		By ICAR Project Grant Expenses	21,047,845.00
		By ICAR SCSP Expense	6,742,329.00
		By Rawe Student Expenses	1,998,000.00
		By SRF/JRF Fellowship Expenditure	1,655,752.00
		By SPF Pay ICAR Project Expenses	3,591,225.00
		By Training Program Expenses	724,426.00
		By CGST	240,420.00
		By GPF Payment KVK & Others	339,630.00
		By Group LIC Claim	4,218,838.00
		By DST/Inspire Fellowship Expenses	3,651,040.00

S. V. P.
10/1/2021

R
Registrar
S.V.P. Uni. of Agri. & Tec.
Meerut-250110 (U.P.)

NAME OF SAU:
NATIONAL AGRICULTURAL HIGHER EDUCATION PROJECT
ANNUAL ACCOUNTS 2021-22

Schedule 3 (B) NAHEP Description	Gross Block			Depreciation			Net Block		
	Cost Value at the beginning of year	Addition during the year	Deductions during the year	Cost Value at year end	At the beginning of the year	For the year	Total upto year end (a-b)	Current year end (c)	At the beginning of year end
A. Fixed Assets									
1. Land									
a. Free hold	-	-	-	-	-	-	-	-	-
b. Lease hold	-	-	-	-	-	-	-	-	-
2. Buildings									
3. Tanks & Ponds									
4. Roads & Bridges									
5. Sewerage & Drainage									
6. Tube Wells									
7. Elect. installations and Equipments									
8. Plant & Machinery									
9. Laboratory apparatus and Scientific eqp	58,44,294	53,29,204	-	1,11,73,558	-	-	-	1,11,73,558	58,44,294
10. Office Equipment	3,10,978	1,89,577	-	4,90,553	-	-	-	4,90,553	3,10,978
11. Vehicle & Vessels									
12. Farm & Field Equipment									
13. Computers/Peripherals/ major softwara	6,19,128	-	-	6,19,128	-	-	-	6,19,128	6,19,128
14. Furniture & Fixts.	3,52,518	97,792	-	4,50,220	-	-	-	4,50,220	3,52,518
15. Audio visual equipments									
16. Live Stock									
17. Library Books	88,764	86,281	-	1,83,625	-	-	-	1,83,625	88,764
Total of Current Year	72,18,678	94,91,204	-	1,29,06,982	-	-	-	1,29,06,982	72,18,678
B. Capital work-in-progress	9,87,375	2,03,425	-	10,91,000				10,91,000	9,87,375
Total	81,81,283	96,94,729	-	1,38,97,982				1,38,97,982	81,81,283

Books

* Rates of Depreciation will be applicable as given in Accounting policies and Notes to account as applicable to ICAR.
* In the Relevant Financial Year, No Depreciation has been charged.
* Above entered calls are not applicable to NAHEP project. Therefore, no information will be sent.

For A A M & CO LLP
(Formerly known as A A M & Co,
CHARTERED ACCOUNTANTS)
Chartered Accountants
FRN: 08113/CIC/08293
M. Gupta
ICM & COLL
NOIDA
Chartered Accountants
ICM RAHUL GUPTA, FCA
PARTNER
M. NO. 419625
DATE: 03.12.2022
PLACE: NOIDA

Sub
Head of the dept / PI
Finance & Accounts Officer
S.V.P.U.A. & T
Meerut-250 110

Sub
O. I. C.
Library
S. V. P. U. A. & T.
MODIPURAM, MEERUT


P
Registrar
S.V.P. Uni. of Agri. & Tech.
Meerut-250110 (U.P.)



NAME OF SAU:
NATIONAL AGRICULTURAL HIGHER EDUCATION PROJECT
ANNUAL ACCOUNTS 2021-22


Schedule G (B) NAMEP	Gross Block				Depreciation				Amount in Rupees		
	Description	Cost/ Value at the beginning of year	Addition during the year	Deductions during the year	Cost/ Value at year end	At the beginning of the year	For the year	Accumulated depreciation	Total upto year end (5+6-7)	As at the current year end (4-8)	As at the previous year end
A. Fixed Assets											
1. Land											
1. Free hold	-	-	-	-	-	-	-	-	-	-	-
2. Lease hold	-	-	-	-	-	-	-	-	-	-	-
2. Buildings											
3. Tanks & Ponds											
4. Roads & Bridges											
5. Sewerage & Drainage											
6. Tube Wells											
7. Elect. installations and Equipments											
8. Plant & Machinery											
9. Laboratory apparatus and Scientific eqp	58,44,294	33,29,204	-	1,11,73,958	-	-	-	-	1,11,73,958	58,44,294	-
10. Office Equipment	3,10,976	1,89,977	-	4,80,953	-	-	-	-	4,80,953	3,10,976	-
11. Vehicle & Vessels											
12. Farm & Field Equipment											
13. Computers/Peri-pherals/major software	6,18,128	-	-	6,18,128	-	-	-	-	6,18,128	6,18,128	-
14. Furniture & Fats.	3,52,519	97,762	-	4,50,281	-	-	-	-	4,50,281	3,52,519	-
15. Audio visual equipments											
16. Live Stock											
17. Library Books	58,784	34,781	-	1,83,325	-	-	-	-	1,83,325	58,784	-
Total of Current Year											
B. Capital work-in-progress											
Total											

Books

* Rate of Depreciation will be applicable as given in Accounting policies and Notes to account as applicable to ICAI.
* In the Relevant Financial Year, No Depreciation has been charged.
* Above entered data are not applicable to NAMEP project, therefore, Nil information will be sent.

For A A M & CO LLP
(Formerly known as A A M & Co.
CHARTERED ACCOUNTANTS)
Chartered Accountants
FIR: 081130C40223

ICA RAMUL GUPTA, FCA
PARTNER
IS NO: 419825
DATE- 03.12.2022
PLACE: NOIDA


 Head of the Deptt / PI
 Finance & Accounts Officer
Comptroller
S.V.P.U.A. & T
Meerut-250 110


U.I.C.
Library
S.V.P.U.A. & T
MEERUT


Registrar
S.V.P. Uni. of Agri. & Tech.
Meerut-250110 (U.P.)

Schedule 9(a) NAMEP	Description	Gross Stock				Depreciation				Net Stock	
		Cost Value at the beginning of year	Addition during the year	Reductions during the year	Cost Value at year end	At the beginning of the year	For the year	Accumulated depreciation	Total upto year end (4+5-7)	At the current year end (4-8)	As at the previous year end
		1	2	3	4	5	6	7	8	9	10
A. Fixed Assets											
1. Land											
2. Free hold											
3. Lease hold											
4. Buildings											
5. Tanks & Ponds											
6. Roads & Bridges											
7. Storages & Drainage											
8. Ties & Weirs											
9. Elect. installations and Equipments											
10. Road & Machinery											
11. Laboratory apparatus and Scientific eqpt		1,11,71,548	18,64,811		1,27,28,349				1,27,28,349	1,11,71,548	
12. Office Equipment		4,80,553	20,842		5,01,505				5,01,505	4,80,553	
13. Vehicle & Vessels											
14. Farm & Field Equipment		8,18,126			8,18,126				8,18,126	8,18,126	
15. Computers/Peripherals/ major software		4,50,220			4,50,220				4,50,220	4,50,220	
16. Furniture & Fittings		4,50,220			4,50,220				4,50,220	4,50,220	
17. Audio visual equipments											
18. Live Stock											
19. Library Books		1,83,525	15,715		1,99,240				1,99,240	1,83,525	
Total of Current Year		1,28,04,882	18,81,518		1,48,08,600				1,48,08,600	1,28,04,882	
B. Capital work-in-progress		10,81,000	7,83,310		12,53,310				12,53,310	10,81,000	
Total		1,38,87,882	17,64,828		1,67,81,810				1,67,81,810	1,38,87,882	

* Items of Depreciation will be applicable as given in Accounting policies and items to account as applicable to ICAI.
 ** In the Abstract Financial Year, the Depreciation has been charged.
 *** Items shown with less are applicable to earlier period. However, no correction will be made.



Handwritten signature
 Chartered Accountant
V.S. GUPTA & CO.
 Chartered Accountants
 Meerut-250110

Handwritten signature
 O. I. C.
 Library
 S. V. B. P. U. A. & T.
 MODIPURAM, MEERUT

Handwritten symbol
 Registrar
 S.V. Uni. of Agri. & Tech.
 Meerut-250110 (U.P.)

INCOME & EXPENDITURE AC FOR THE YEAR ENDED 31ST MARCH, 2022
(GENERAL ACCOUNT)

EXPENDITURE	AMOUNT(Rs.)	INCOME	AMOUNT(Rs.)
To Salary	43,61,714.00	By Bank Interest Income	13,23,194.00
To Other Expenses	2,34,078.00	By Salary Receipts	38,93,201.00
To Grant Expenses From Treasury :		By Grant Received From Treasury :	
- Salary	41,01,77,164.00	- Salary	41,01,77,164.00
- Contingency	75,00,000.00	- Contingency	75,00,000.00
- NPS	4,10,42,506.00	- NPS	4,10,42,506.00
- Electricity	46,89,965.00	- Electricity	46,89,965.00
- Central Library	3,96,960.00	- Central Library	3,96,960.00
- Farmer's Technical Test	11,60,000.00	- Farmer's Technical Test	11,60,000.00
- Centre of Excellence on Basmati Rice	24,95,489.00	- Centre of Excellence on Basmati Rice	24,95,489.00
- Centre of Excellence on 6 KVK	39,66,604.00	- Centre of Excellence on 6 KVK	39,66,604.00
- R.K.V.Y. Projects Expenses	5,82,624.00	- Other Receipts	5,82,624.00
To P.O.L. Expenses	2,10,582.00	By ATM Bank Rent Income	5,62,824.00
To Training Expenses	1,94,175.00	By DST Inspire Fellowship Receipts	1,56,777.00
To Office Expenses	1,22,467.00	By Electricity Income	24,46,852.00
To Advertisement Expenses	1,11,183.00	By FTT Receipts	1,71,360.00
To Printing & Stationary Expenses	60,113.00	By Other Income	1,37,415.00
To Travelling Expenses	1,80,931.00	By Group LIC Receipt	2,93,586.00
To Daily paid Labours Expenses	47,374.00	By Group LIC Receipt (KVK)	27,05,202.00
To Material Consumed Expenses	98,803.00	By 7 kvk RKVY Project Income	9,32,618.56
To Bank Charges & Commission	336.00		21,21,707.00
To Student Expenses	1,43,151.00	By Excess of Expenditure Over Income	3,40,70,003.44
To 7 Kvk RKVY Project Expenses	55,94,367.00		
To GPF Payment KVK & Others	74,800.00		
To Group LIC Claim	18,11,334.00		
To DST/Inspire Fellowship Expenses	28,58,359.00		
To Transfer to NSDL	1,00,190.00		
To UP Government RKVY Project Expenses	2,71,16,343.00		
To Depreciation	49,32,418.00		
TOTAL Rs.	52,05,44,047.00	TOTAL Rs.	52,05,44,047.00

[Signature]
ASST ACCTT / ACCOUNTANT

[Signature]
ACCOUNTS OFFICER

[Signature]
FINANCE COMPTROLLER
LAXMI MISHRA
Comptroller
S.V.P. University of Agri & Tech
MEERUT-250110

[Signature]
VICE CHANCELLOR
Dr. K.K. SINGH
Vice-Chancellor
S.V.P.U.A.&T., Meerut

Prepared from the books of accounts maintained by the university as produced before us for the year ended 31st March 2022.

for VIJAY KAPOOR & CO
Chartered Accountants
(FRN: 006650C)
[Signature]
(CA. Vijay Kapoor)
Proprietor
Membership No.075495
Date : September 24, 2022
Place: Meerut



[Signature]

[Signature]
Registrar
S.V.P. Uni. of Agri & Tech
Meerut-250110

SARDAR VALLABHBHAI PATEL UNIVERSITY OF AGRICULTURE & TECHNOLOGY
MODIPURAM, MEERUT-250110

INCOME & EXPENDITURE A/C FOR THE YEAR ENDED 31ST MARCH, 2023
(GENERAL ACCOUNT)

EXPENDITURE	AMOUNT(Rs.)	INCOME	AMOUNT(Rs.)
To Salary	42,64,15,030.00	By Salary Receipts	44,65,45,000.00
To 25% State Govt. Share Expenses	70,44,000.00	By 25% State Share For ICAR Project Income	70,44,000.00
To 7 Kvk RKVY Project Expenses	2,29,58,337.00	By Centre of Excellence on Basmati Rice	33,33,000.00
To Advertisement Expenses	15,24,227.00	By Central Library	93,75,000.00
To Centre of Excellence on Basmati Rice	13,10,845.00	By Sugar Cane Income	1,00,00,000.00
To Central Library	93,74,893.00	By Technology Income	2,00,00,000.00
To Centre of Excellence on 6 KVK	20,73,161.00	By Contingency	73,00,000.00
To Sugar Cane Expenses	98,70,422.00	By DST Inspire Fellowship Receipts	19,93,906.00
To Technology Expenses	1,99,99,704.00	By Electricity Income	50,29,345.00
To Contingency	73,00,000.00	By FTT Receipts	14,45,542.00
To Daily paid Labours Expenses	8,79,837.00	By NPS	1,95,00,000.00
To DST/Inspire Fellowship Expenses	33,15,433.00	By Centre of Excellence on 6 KVK	1,50,00,000.00
To Electricity Expenses	50,00,000.00	By ATM Bank Rent Income	1,87,792.00
To Farmer's Technical Test	11,66,500.00	By Other Income	2,94,224.00
To Group LIC Claim	12,49,472.00	By Group LIC Receipt	33,47,149.00
To Material Consumed Expenses	11,61,620.00	By Group LIC Receipt (KVK)	1,42,26,690.84
To NPS, NSDL Expenses	1,92,70,270.00	By 7 kvk RKVY Project Income	63,77,215.00
To P.O.L. Expenses	6,30,958.00	By Bank Interest	2,69,950.00
To Printing & Stationary Expenses	3,13,059.00	By FDR Interest	1,26,68,885.00
To Student Expenses	5,94,873.00		
To UP Government RKVY Project Expenses	1,37,86,859.00		
To Surrender to State Govt. Expenses	3,54,39,175.00	By Excess of Expenditure Over Income	1,14,67,126.16
To Training Expenses	1,07,250.00		
To Travelling Expenses	4,29,703.00		
To Depreciation	41,89,197.00		
TOTAL Rs.	59,54,04,825.00	TOTAL Rs.	59,54,04,825.00

[Signature]
ASST ACCTT / ACCOUNTANT

[Signature]
ACCOUNTS OFFICER
Accounts Officer
S. V. B. P. Univ. of Agri. & Tech.
Prepared from the books of accounts maintained by the university as produced before us for compilation
MEERUT-250110

[Signature]
FINANCE COMPTROLLER
Comptroller
S.V.P.U.A. & T.
Meerut-250110

[Signature]
VICE CHANCELLOR
Dr. K.K. SINGH
Vice Chancellor
S.V.P.U.A. & T., Meerut

for VIJAY KAPOOR & CO.
Chartered Accountants
(FRN: 006650C)



(CA. Vijay Kapoor)
Proprietor
Membership No.075495
Date : November 30, 2023
Place: Meerut

[Signature]
10/1/2023

[Signature]
Registrar
S.V.P. Uni. of Agri. & T.
Meerut-250110